



iShade produces Australian designed and manufactured products that are reliable and contemporary, specifically for the Australian home.

Our valuable advice results from numerous years of experience solving a multitude of Australian sun challenges.



HIGH QUALITY, EXTERNAL & RETRACTABLE SUN SHADE SYSTEMS

Discover a New World of Effective Sun Shading

CONTACT ISHADE

Head Office 1/87 Hector Street Osborne Park WA 6017
Sales Office 84 Justin Street Lilyfield NSW 2040
Phone 1300 88 22 38
Fax 1300 88 22 13
Email info@ishade.com.au
Web www.ishade.com.au

iShade
 QUALITY · EXPERT · SPECIALIST

Introducing iShade

iShade brings you a range of sun shades with style, substance and simplicity. Born from designer brand Issey Sun Shade Systems™, iShade's products are built from a foundation of industry strength and vast experience.

Since 1990, Issey Sun Shade Systems™ has been designing and manufacturing awnings and blinds of the highest quality for the luxury market in Australia. Seeing the need for affordable awnings with the same commitment to quality in the economy market, Issey rose up to meet the demand by birthing iShade.

The iShade Way to Climate Control

Our uniquely enjoyable Australian climate offers us beautiful days filled with sunshine and blue skies all year round. To maximise this advantage, we decorate our lives with outdoor living and entertainment.

We have learned to respect the sun, receiving from it light and warmth but taking care against its ruthless rays.

With iShade's range of external and retractable awnings and blinds, we can protect our homes from damaging UV rays and inappropriate heat while maintaining the view and natural light by using see-through fabrics. We can extend living areas into the outdoors to enjoy protected surroundings with beautifully designed, high quality, effective sun shades.

Great products, quality and prices from a company that has years of sun-shading knowledge and expertise, providing a range of sun friendly products that protect your lifestyle, home and business. Whatever your need, iShade has a sun-solution to meet it.



iShade Product Range Benefits

External – First line of defense. Reduce destructive heat before it bombards the window or your furniture. Protects your interior luxuries against the UV, heat and glare, increasing longevity.

Retractable – Have the sun WHERE and WHEN you want it. Control the intensity and angle of shading to suit the mood and optimise your life with nature.

Modern Robust Design – Enhance prominent structural features with slimline and minimal protective long life casings that you can easily operate manually or with motorised controls.

Control the sun – Transparent grades of high quality fabrics in five market trendy colours to control the amount of natural light or shade without compromising your views.



Fabric Choice

A wide choice of fabric is available to suit your unique situation

- Soltis 86%**
Sunworker 90%
Soltis 93%
To preserve stunning views, select different grades of see-through fabric while still ensuring significant reduction of heat, glare & UV. Colours available only in 3m or 2.7m widths to minimise seams.
- Acrylic 99%**
For a higher block out factor which may be required when maximum heat control or privacy is essential, select this non-transparent fabric option.
- Clear Plastic**

Framework

Strong framework and components for durability and long life

- Colour of Frame** Choice of five popular colours from the Dulux Powdercoating Range: Black, White, Beige, Silver and Slate
- Material** Powdercoated Extruded Aluminium Framework
- Nuts, Bolts & Fixings** Stainless Steel

iShade Warranty & Maintenance

iShade offers a warranty of five years on their products and accessories to give you peace of mind. Please refer to the Warranty Statement for further information.

All iShade products have been designed with a minimal maintenance requirement to keep your sun shade looking good and working efficiently over time.

Choosing the Right Product

Your iShade dealer will be able to assess your site and requirements and be able to recommend the most suitable product for your situation.

Fabric

iShade have chosen a range of fabrics that are proven to be effective, long-lasting and colour-fast in external elements. There is a fabric type, density and colour to suit all requirements for protection against heat, glare or UV, while maintaining the view and levels of natural light.

Framework

All framework, including headboxes, arms and tracks are manufactured from extruded aluminium. These extrusions can be powdercoated in a range of five popular colours.

Operation

Depending on your requirements and the size and application of the system, the sun shades can either be operated via manual crank or motorization.

iShade use only quality Somfy motors and accessories, the world leaders in awning automation.



ECOSCREEN

External and retractable vertical window blind - block the sun but keep your view

Australian summer days, even when indoors, can be unbearable. With the sun beaming in the windows and doors, even the blasting air conditioner can't cool the effected rooms.

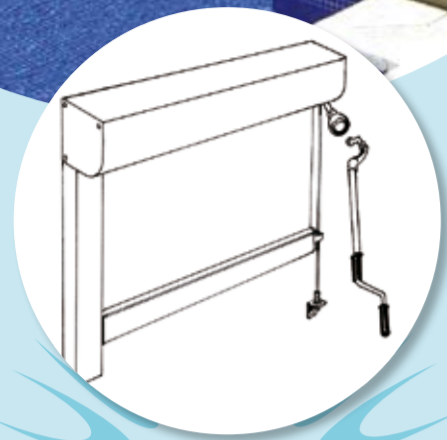
iShade has created a solution in the form of the Ecoscreen vertical window blind. The Ecoscreen acts as a barrier between your home and the harsh sun, effectively blocking heat, glare and UV rays while allowing you to maintain your view and turn down the air conditioning and save money on cooling costs.

With the neat, slimline headbox, the Ecoscreen is small in size but big on sun protection, providing effective window shading for the Australian climate. By deterring harmful heat and rays, the Ecoscreen makes interiors comfortable, protects furniture and flooring, and significantly cuts heating and cooling costs. During the cooler months, the system can be inconspicuously tucked away to allow in the sun's natural winter warmth.

The Ecoscreen helps to create a cool retreat and minimise your eco-footprint, requiring less energy consumption in the home in the form of heaters and air conditioners. With the iShade Ecoscreen, you have a simple yet effective solution that will save you a bundle on the energy bill.

Ecoscreen Specifications

APPLICATION	Windows and glass doors
SIZES	Width 300mm – 4500mm Drop up to 3400mm depending on width
HEADBOX	100mm (h) x 100mm (d)
GUIDE OPTIONS	Choices to suit your preference and window type
Tracks	Powdercoated Extruded Aluminium Tracks
Wire Cables	Stainless Steel Wires
BOTTOM BAR	Adding slight tension to fabric
Slat	Powdercoated Extruded Aluminium Slat 40 x 20mm
OPERATION SELECTION	
Manual Crank	Removable external crank with handle attached to eye up to 3.6m width
Motorised	Somfy tubular motors that can be hardwired to a switch or operated via remote control
FABRIC CHOICE	Soltis 86%, Sunworker 90%, Soltis 93%, Acrylic 99%
INSTALLATION	Face Fit, Recess Fit (for motorised blinds only)



SUNFLEX

Retractable Drop Arm Awning - strong sun shading

Sunflex Specifications


APPLICATION	Verandahs, upper floor windows
SIZES	Width: 500mm – 6000mm Arm length 1000mm, 1200mm, 1400mm
HEADBOX	100mm (h) x 117mm (d)
UNICOM ARMS	Robust Powdercoated Arms The spring loaded drop arms allow for a maximum angle of 115 degrees
OPERATION SELECTION	
Manual Crank	Removable external crank with handle attached to eye
Motorised	Somfy tubular motors that can be hardwired to a switch or operated via remote control
FABRIC CHOICE	Soltis 86%, Sunworker 90%, Soltis 93%, Acrylic 99%
INSTALLATION	Face Fit, Side Fit, Reveal Fit (motorised blinds only)

Low sun angles and higher winds can be tricky issues when trying to find a solution for your external shading needs. In addition to finding a product that will effectively deter heat, glare and damaging UV rays, you want a system that is aesthetically pleasing.

The iShade Sunflex is a sophisticated drop arm awning that has it all – great looks and great effectiveness. Suitable for verandahs, doors and upper floor windows, this system offers heat, glare and UV protection while maintaining the client's view. The awning's robust spring loaded arms stabilise it against winds which makes the Sunflex an ideal sun solution.

With the Sunflex's unique design, it provides protection from the sun, but also allows for most windows to open and let the house breathe.

The Sunflex is the complete package with affordable pricing, superior functioning, simple operation, the highest quality components and an eye-catching design. With iShade, you've made the right choice.



SKYSHADE

Retractable Glass Roof Awning - inspired solar control with outstanding style


Pergolas, large glass skylights and roofs are beautiful additions to any home, but the harsh Australian sun can turn the spaces underneath these features into unbearably hot, unusable rooms during summer. With unrelenting heat, glare and UV radiation beaming through, these structures require a shading solution to provide protection against the sun's harsh elements.

The iShade Skyshade is a slimline retractable roof for conservatories, pergolas, courtyards or custom-built structures. This awning provides the ultimate protection from the sun, but still allows natural light to filter through. The Skyshade is a tensioned system which ensures taut fabric and resistance to higher wind levels. The Skyshade's operation is wonderfully simple and provides reliable functioning every time, extending and retracting within its fixed tracks. This system successfully brings year round comfort, offering you cool summers and warm winters.

Skyshade retracts into a discreet, slimline headbox which protects the system when not in use and blends away into its surroundings. With its streamline aesthetics, reliable operation, and multi-functional brilliance, you will have a sun shade you can get excited about.

Skyshade Specifications

APPLICATION	Skylights, sunrooms, glass roofs and pergolas
SIZES	Width: 1250mm – 5000mm Drop: 1250mm – 5000mm depending on width Maximum area of 20m ²
HEADBOX	166mm (h) x 200mm (d)
TRACKS	Powdercoated Extruded Aluminium Tracks 60mm (w) x 65mm (h) Incorporates Tension system
OPERATION SELECTION	
Motorised	Somfy tubular motors that can be hard-wired to a switch or operated via remote control
FABRIC CHOICE	Soltis 86%, Sunworker 90%, Soltis 93%, Acrylic 99%
INSTALLATION	Face Fit, Reveal Fit



ENVIROSCREEN

External and Retractable Tensioned Screen - sleek, intelligent protection against the sun

Covered balconies, verandahs and pergolas seem like ideal outdoor spaces, but unrelenting summer sun can turn these perfect outdoor spaces into unusable, uncomfortable areas. And with constant breezes, those quaint outdoor meals are interrupted as napkins go missing and hats go flying.

The iShade Enviroscreen is a vertical tensioned screen which acts as the ultimate sun shade and windbreak. Protecting semi-open spaces such as verandahs and pergolas, this screen protects areas from direct heat, glare and UV rays as well as most wind and rain elements. And fitted with a see-through fabric, the Enviroscreen allows your view to be unobstructed, natural light to filter through, and permitting air movement to prevent stagnant heat build up.

The Enviroscreen can also span up to 6m wide in a single piece, and can be extended effortlessly. iShade created this dream screen with form and function in mind. With its clean looks and superior ability to protect against the elements, this vertical drop system is as good as it gets.

Inconspicuously designed, the screen retracts away into a slimline headbox which prolongs the life of the system when it's not in use. With the Enviroscreen you get the answers you've been searching for in one sleek system.

Enviroscreen Specifications

APPLICATIONS	Verandahs, pergolas, balconies, semi-open spaces
SIZES	Width: 500mm – 6000mm Drop: Up to 3300mm depending on width
HEADBOX	128mm (h) x 128mm (d)
GUIDES	Guides are optional for manual systems Stainless Steel Wires
BOTTOM BAR	Tensions the system Powdercoated Extruded Aluminium Round Tube 65mm
OPERATION SELECTION	
Manual Crank	Removable external crank with handle attached to eye
Motorised	Somfy tubular motors that can be hardwired to a switch or operated via remote control
FABRIC CHOICE	Soltis 86%, Sunworker 90%, Soltis 93%, Clear Plastic, Acrylic 99%
INSTALLATION	Face Fit, Ceiling Fit, Recess Fit (motorised blinds only), Reveal Fit



SUNDANCE

Retractable Folding Arm Awning - effective protection for outdoor living

When a beautiful sunny Australian day becomes unbearable due to the sun's intense heat, glare and harmful UV rays, effective external shading becomes a necessity, not only to keep interiors cool, but to create shady outdoor areas for relaxation and entertainment.

The iShade Sundance folding arm awning stylishly extends your living area by acting as a retractable, fabric roof. Its slimline headbox gives the awning a neat, compact appearance when tucked away, and also prolongs the life of the fabric. The Sundance allows you to create an outdoor area ideal for barbeques, entertaining and weekend fun.

iShade's strong design provides a high-quality folding arm system with simple and reliable operation. The Sundance boasts a modern look with the durability to last, enabling you to make the most of your outdoor space. Effective sun protection with iShade's surprising good looks.

Sundance Specifications

APPLICATION	Decks, patios, uncovered outdoor areas
SIZES	Custom made to size Width: 1930mm – 8000mm Extension: 1500mm, 2000mm, 2500mm, 3000mm and 3500mm Maximum extension is dependent on width Pitch between approx 0-45 degrees at installation
HEADBOX	215mm (h) x 180mm (d)
FOLDING ARMS	Powdercoated Folding Arms The iShade folding arms have steel tension cables protected by a plastic sleeve for superior anti-corrosion, smooth operation and durability. The quality of the arm is shown in the lasting tautness of the fabric.
OPERATION SELECTION	
Manual Crank	Removable external crank with handle attached to eye for 2 arm awnings
Motorised	Somfy tubular motors that can be hardwired to a switch or operated via remote control
FABRIC CHOICE	Acrylic 99% High-quality, easy-to-maintain, mould-resistant acrylic fabric The range gives up to 99% UV blackout
SLOPE	A slope of 20 degrees or more is required for optimum rain protection
INSTALLATION	Top Fix, Spacer Fix, Recess Fit, Rafter/gutter Fix, Face Fit

